



# Capital Projects Update

THOM DARRAH | Interim Director of Facilities | Oregon Tech

# Presentation Outline



- 2017 Capital Projects

- Soccer Field
- Well 4 Rehabilitation
- North 12kV Upgrade
- Emergency Storm – Phase 1
- Cornett Renovation – Phase 1

- Upcoming Projects

- Emergency Storm – Phase 2
- Cornett Renovation – Phase 2
- Athletics & Student Rec Center
- CEET Project

- Capital Repair & Renewal

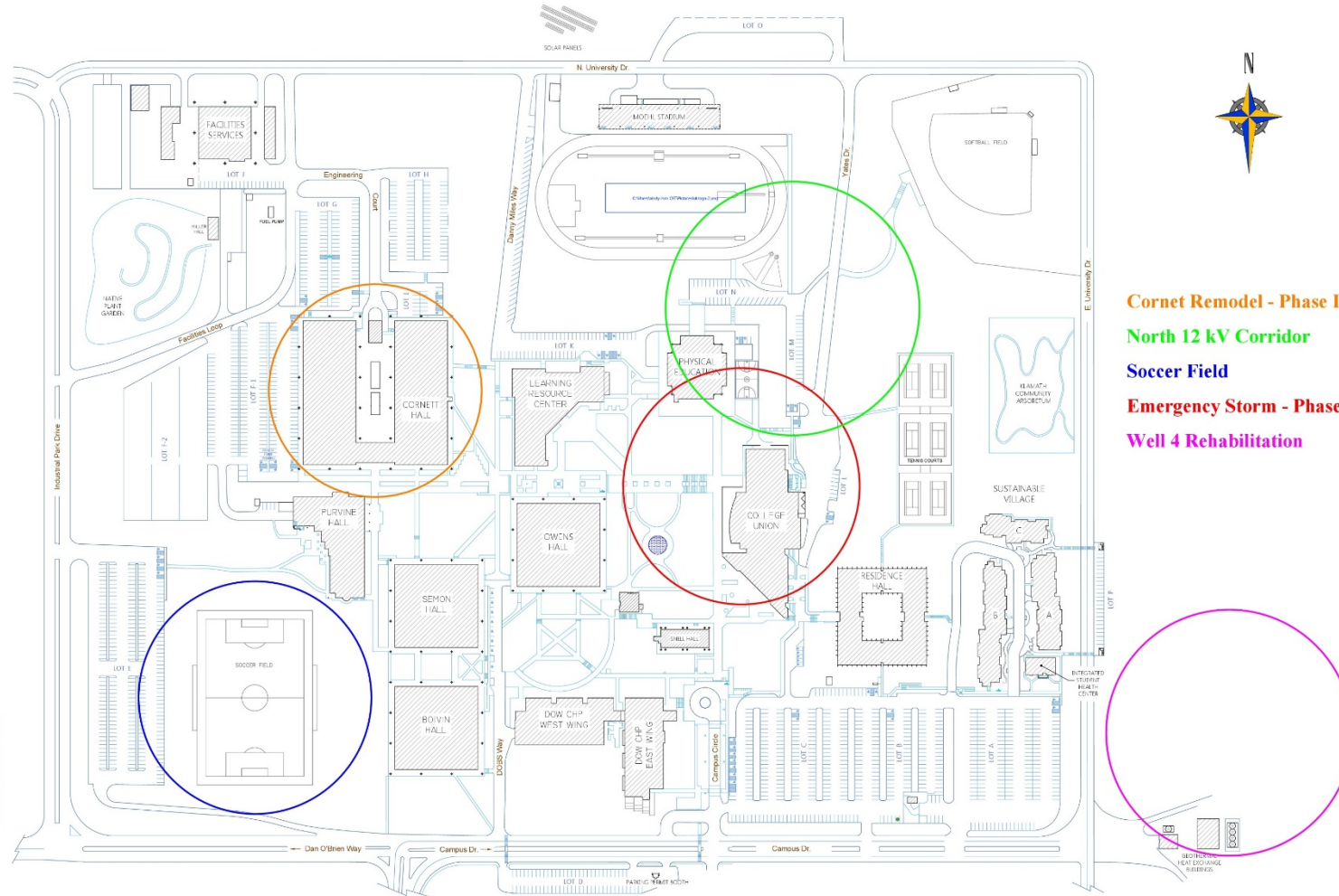
- Completed Projects
- Upcoming Projects

# Oregon Tech – 2017 Projects

Cornett – Phase 1 / North 12kV Upgrade / New Soccer Field / Storm – Phase 1 / Well 4 Rehabilitation



O  
R  
E  
G  
O  
N  
  
T  
E  
C  
H



Not to Scale

Prepared by: CM Irvin - November 2016

# Soccer Field



Soccer Field											
Project Start: 5.10.16						Project Completion: 6.03.17					
Project	Progress Highlights					Cost Breakdown	Orig. Budget	Rev. Budget	Cost To Date	%	Balance
UPE 758 / 759 / 760	* Final Completion: 6.02.2017										
Bond Type: XI-F											
\$2,019,277						Design (14%):	\$ 285,355	\$ 288,105	\$ 288,105	100%	\$ -
Design: D.A. Hogan						Construction (80%):	\$ 1,535,500	\$ 1,599,421	\$ 1,599,421	100%	\$ -
Build: Hellas Const.						Other (6%):	\$ 198,422	\$ 131,751	\$ 131,751	100%	\$ -
Fence: Superior	RFP	Design	Bid	Const.	Complete	Project Totals:	\$ 2,019,277	\$ 2,019,277	\$ 2,019,277	100%	\$ -
<div>Budget Breakdown</div> <div><div><div>\$288,105</div><div>\$1,599,421</div><div>\$131,751</div></div><div><div>Design</div><div>Construction</div><div>Other/Cont.</div></div></div>											
<div>Percent Complete (%)</div> <div><div>0%</div><div>100%</div></div> <div><div>Cost To Date</div><div>Balance</div></div>											



# Soccer Field



**PURVINE FIELD  
SOCCER PROJECT**



**FIELD ENGINEER**  
D.A. Hogan & Associates  
115 1st Avenue South, Suite 115  
Seattle, WA 98104  
Phone (206) 285-0480 Fax (206) 258-0480

**CIVIL ENGINEER**  
Addins Consulting Engineering, L.P.  
2450 Shasta Way  
Bismarck, ND 58505  
Phone: (701) 838-4000 Fax: (701) 838-4000

**LIGHTING & ELECTRICAL ENGINEER**  
Stanley  
4100-194th Street SW, Suite 400  
Lynden, WA 99226



9 20' 40'  
 ROAD 1" = 20'  
 PERMIT SET

DRAWN	3-4-06
SCALE	1"=20'
CHECKED	CPW
DATE	DIS/POH

BY: [Signature] DATE: 3-4-06

## LAYOUT PLAN

SHEET  
F-1.0



# Soccer Field





# Soccer Field



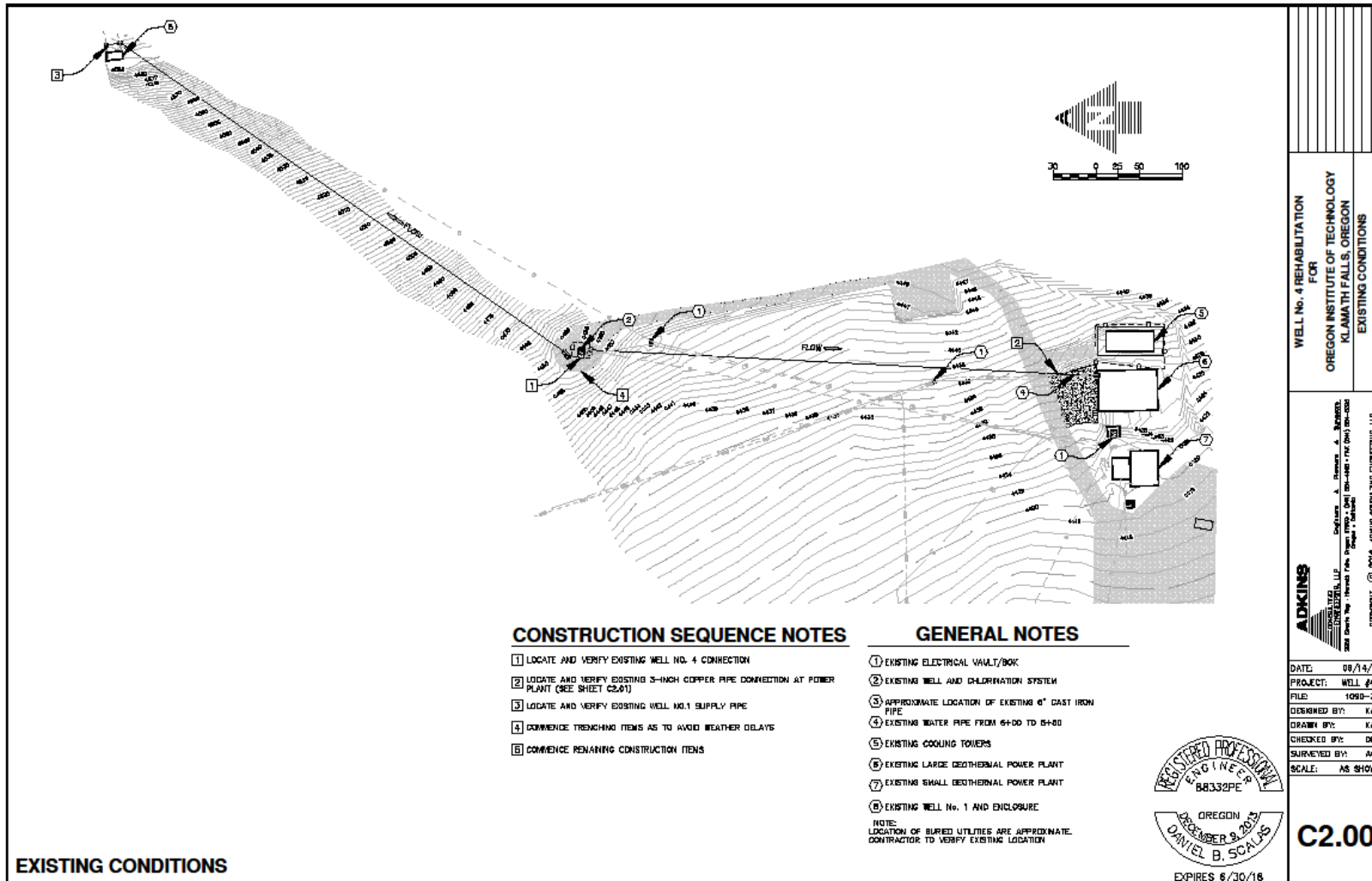
# Well 4 Rehabilitation



Well 4 Rehabilitation													
Project Start: 6.19.17						Project Completion: 9.01.17							
Project		Progress Highlights				Cost Breakdown		Orig. Budget	Rev. Budget	Cost To Date	%	Balance	
UPE 763		* Substantial Completion: 9.14.2017											
Bond Type: XI-Q													
\$380,000						Design (16%):		\$ 83,700	\$ 83,700	\$ 83,700	100%	\$ -	
Design: Adkins Eng.						Construction (75%):		\$ 296,300	\$ 386,740	\$ 386,740	100%	\$ -	
Build: Bob's Excav.						Other (9%):		\$ -	\$ 5,000	\$ 5,000	100%	\$ -	
		RFP	Design	Bid	Const.	Complete	Project Totals:		\$ 380,000	\$ 475,440	\$ 475,440	100%	\$ -
<div>Budget Breakdown</div> <div><div><div>\$83,700</div><div>\$386,740</div><div>\$5,000</div></div><div><div>Design</div><div>Construction</div><div>Other/Cont.</div></div></div>								<div>Percent Complete (%)</div> <div><div><div></div><div></div></div><div><div>Cost To Date</div><div>Balance</div></div><div><div>0%</div><div>100%</div></div></div>					



# Well 4 Rehabilitation





# Well 4 Rehabilitation





# Well 4 Rehabilitation



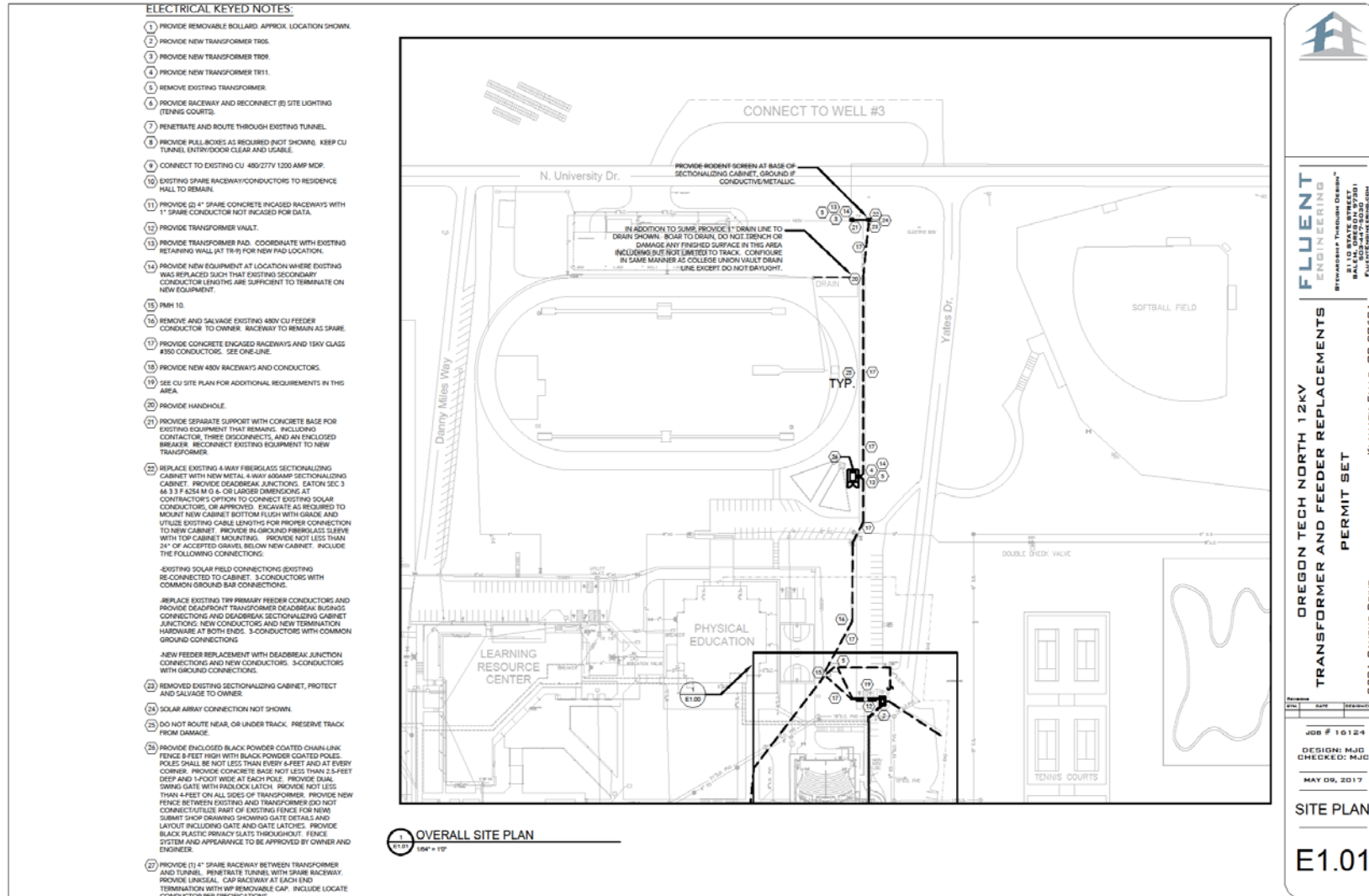
# North 12kV Upgrade



North 12kV Upgrade											
Project Start: 6.19.17					Project Completion: 9.01.17						
Project	Progress Highlights				Cost Breakdown	Orig. Budget	Rev. Budget	Cost To Date	%	Balance	
UPE 769 / FSCORR	* Substantial Completion: 2.02.2018										
Bond Type: XI-Q	** Final Completion: TBD										
\$763,125	*** Final completion to be determined based				Design (6%):	\$ 50,365	\$ 54,400	\$ 46,665	86%	\$ 7,735	
Design: Fluent Engin.	on delivery of new transformers.				Construction (66%):	\$ 503,650	\$ 718,060	\$ 466,740	65%	\$ 251,320	
Build: Bob's Excav.					Other (28%):	\$ 209,110	\$ 5,000	\$ 3,660	73%	\$ 1,340	
	RFP	Design	Bid	Const.	Complete	Project Totals:	\$ 763,125	\$ 777,460	\$ 517,065	67%	\$ 260,395
<div>Budget Breakdown</div> <div></div>					<div>Percent Complete (%)</div> <div></div>						



# North 12kV Upgrade





# North 12kV Upgrade





# North 12kV Upgrade





# Parking Upgrade – Lot M & N (PE)



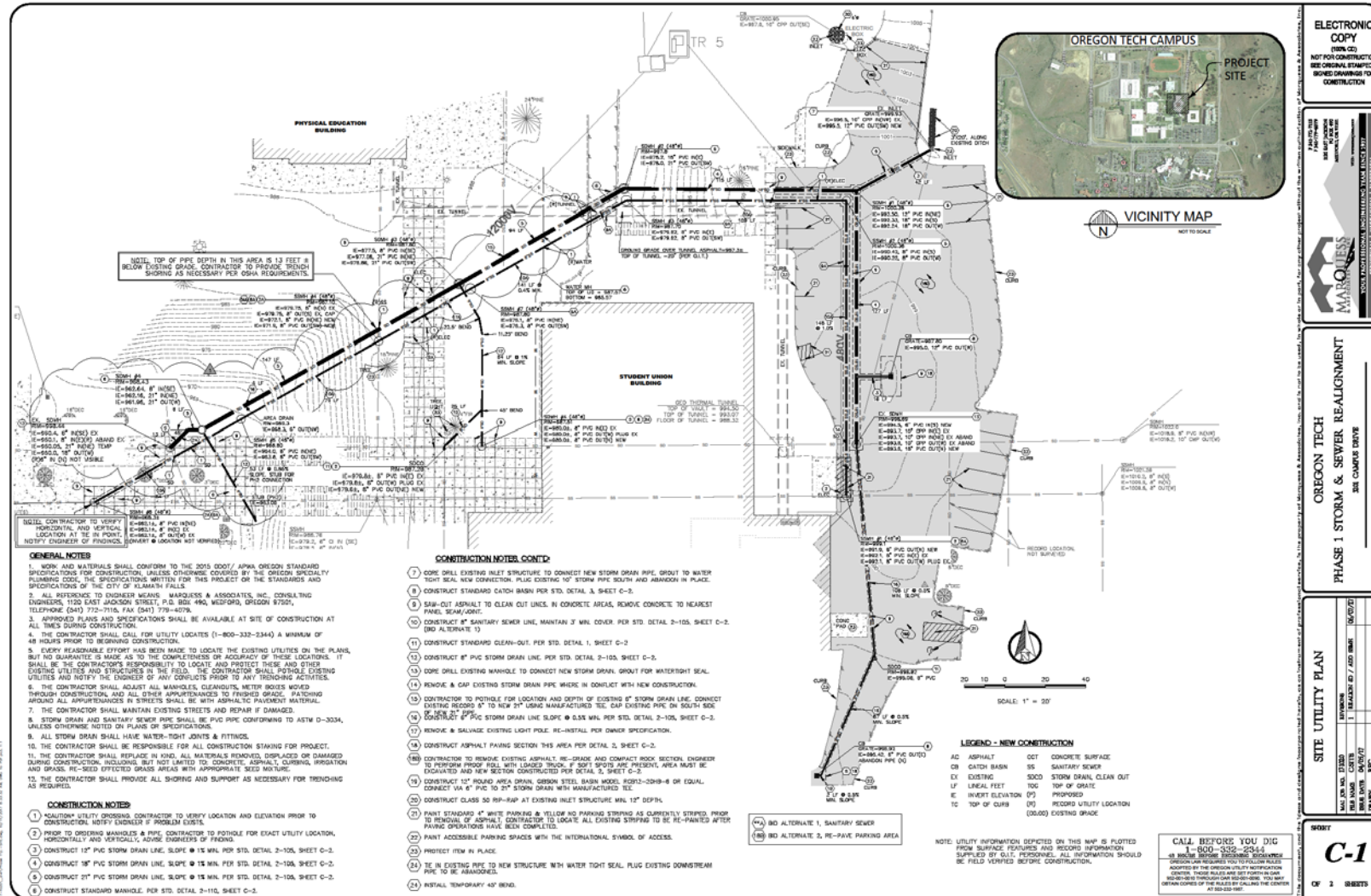


# Emergency Storm Drain – Phase I



Emerg. Storm - Phase 1														
Project Start: 6.19.17						Project Completion: 9.01.17								
Project		Progress Highlights				Cost Breakdown		Orig. Budget	Rev. Budget	Cost To Date	%	Balance		
UPE 769 / FSSTD		* Final Completion: 9.22.2017												
Bond Type: XI-Q														
\$1,482,905						Design (4%):		\$ 118,836	\$ 29,100	\$ 29,100	100%	\$ -		
Design: Marquess						Construction (71%):		\$ 1,188,357	\$ 641,405	\$ 641,405	100%	\$ -		
Build: Bob's Excav.						Other (25%):		\$ 175,712	\$ 20,000	\$ 20,000	100%	\$ -		
		RFP	Design	Bid	Const.	Complete	Project Totals:		\$ 1,482,905	\$ 690,505	\$ 690,505	100%	\$ -	
<div>Budget Breakdown</div> <div><div></div><div></div><div></div></div> <div><div>\$29,100</div><div>\$641,405</div><div>\$20,000</div></div> <div><div>Design</div><div>Construction</div><div>Other/Cont.</div></div>														
<div>Percent Complete (%)</div> <div><div></div><div></div></div> <div><div>0%</div><div>100%</div></div> <div><div>Cost To Date</div><div>Balance</div></div>														

# Emergency Storm Drain – Phase I





# Emergency Storm Drain – Phase I





# Emergency Storm Drain – Phase I





# Parking Upgrade – Lot L (CU)





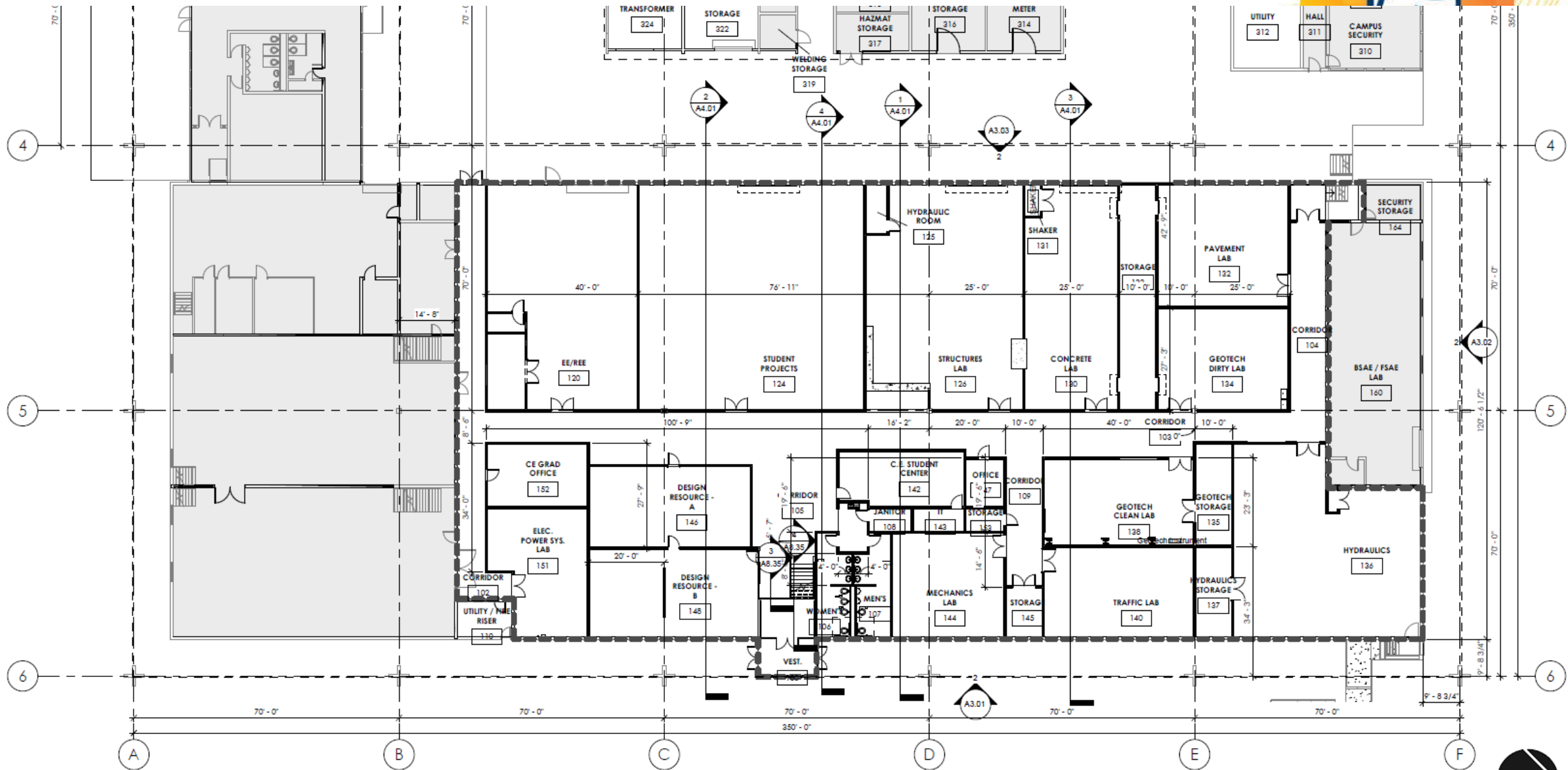
# Cornett Hall – Phase I



Cornett Hall - Phase 1															
Project Start: 6.19.17						Project Completion: 8.31.18									
Project	Progress Highlights					Cost Breakdown	Orig. Budget	Rev. Budget	Cost To Date	%	Balance				
UPE 757	* NTP: 9.18.2017														
Bond Type: XI-Q / XI-G															
\$11,705,000						Design (9%):	\$ 1,042,020	\$ 988,360	\$ 585,115	59%	\$ 403,245				
Design: BBT Arch.						Construction (75%):	\$ 9,000,000	\$ 9,284,495	\$ 81,500	1%	\$ 9,202,995				
CM/GC: Adroit Const.						Other (16%):	\$ 1,662,980	\$ 1,432,145	\$ 187,910	13%	\$ 1,244,235				
	RFP	Design	Bid	Const.	Complete	Project Totals:	\$ 11,705,000	\$ 11,705,000	\$ 854,525	7%	\$ 10,850,475				
<div>Budget Breakdown</div> <div><div></div><div></div><div></div></div> <div><div>\$988,360</div><div>\$9,284,495</div><div>\$1,432,145</div></div> <div><div>Design</div><div>Construction</div><div>Other/Cont.</div></div>															
<div>Percent Complete (%)</div> <div><div></div><div></div></div> <div><div>7%</div><div>93%</div></div> <div><div>Cost To Date</div><div>Balance</div></div>															

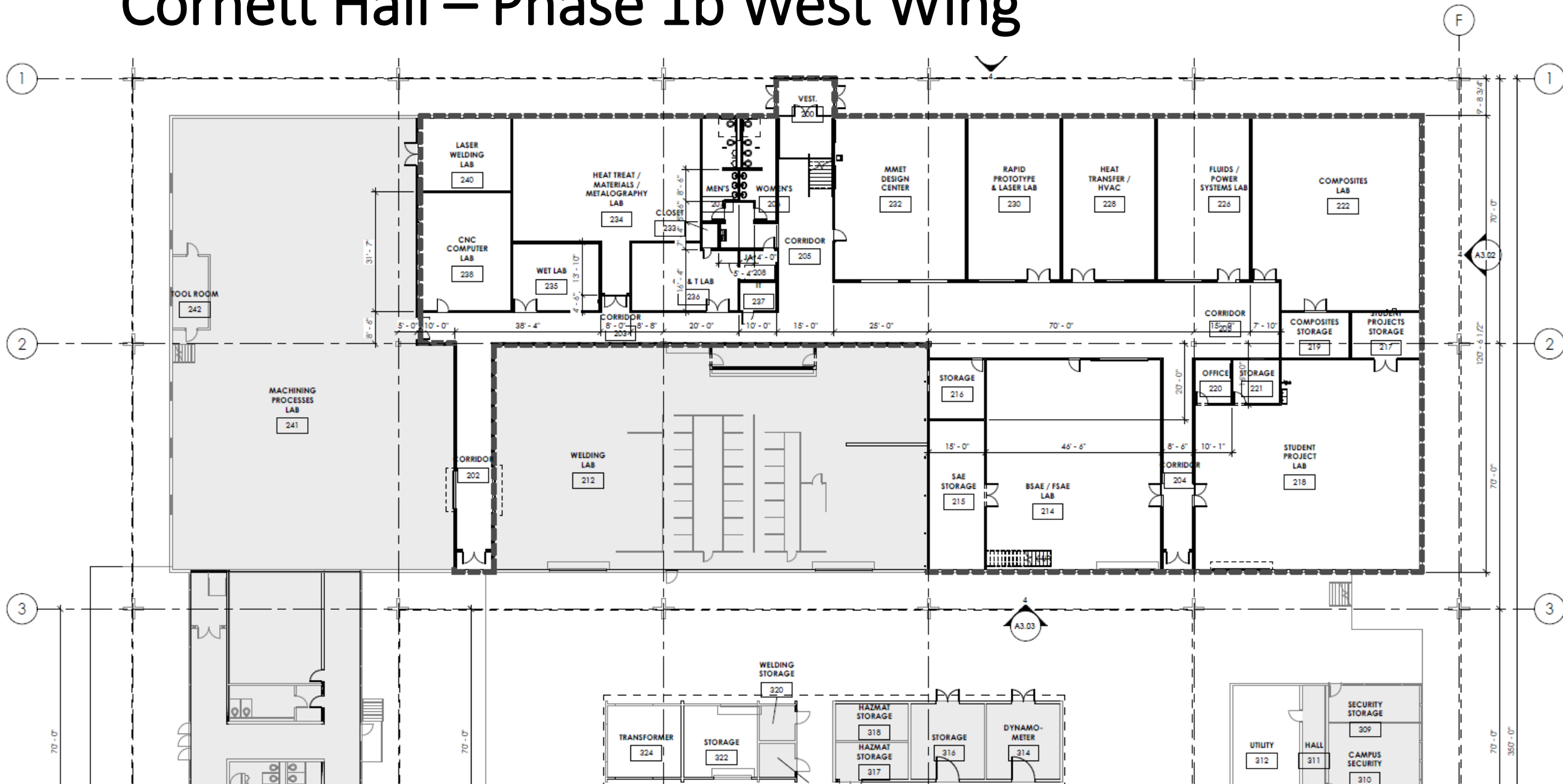
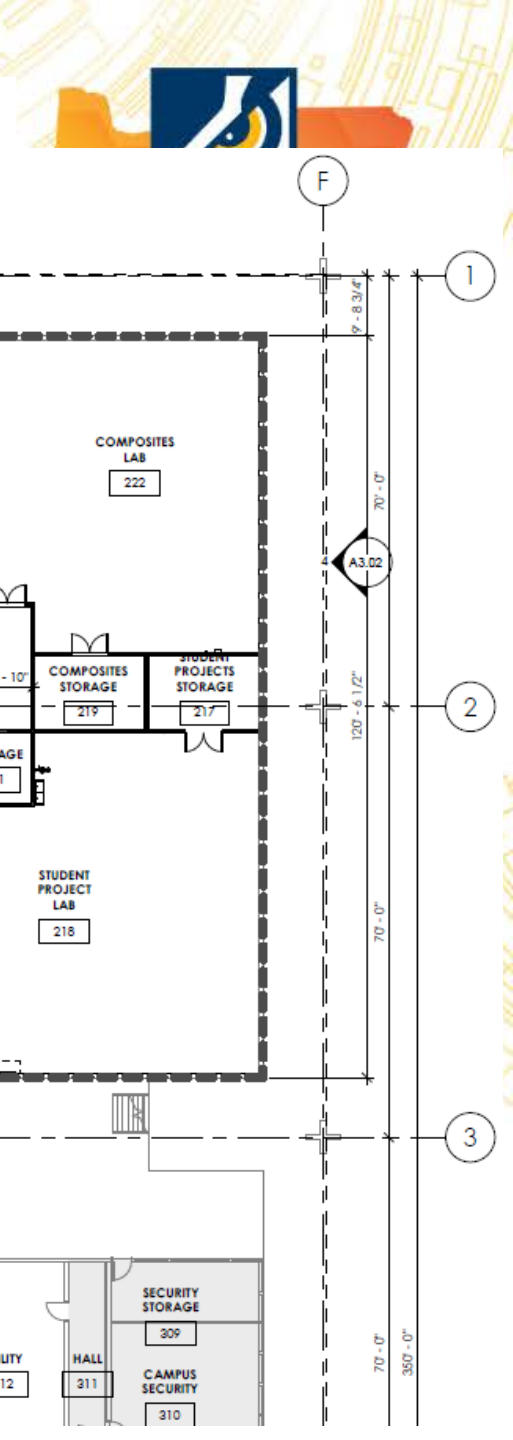


# Cornett Hall – Phase 1a East Wing





# Cornett Hall – Phase 1b West Wing





# Cornett Hall – Phase 1a (East Wing)





# Cornett Hall – Phase 1a (East Wing)





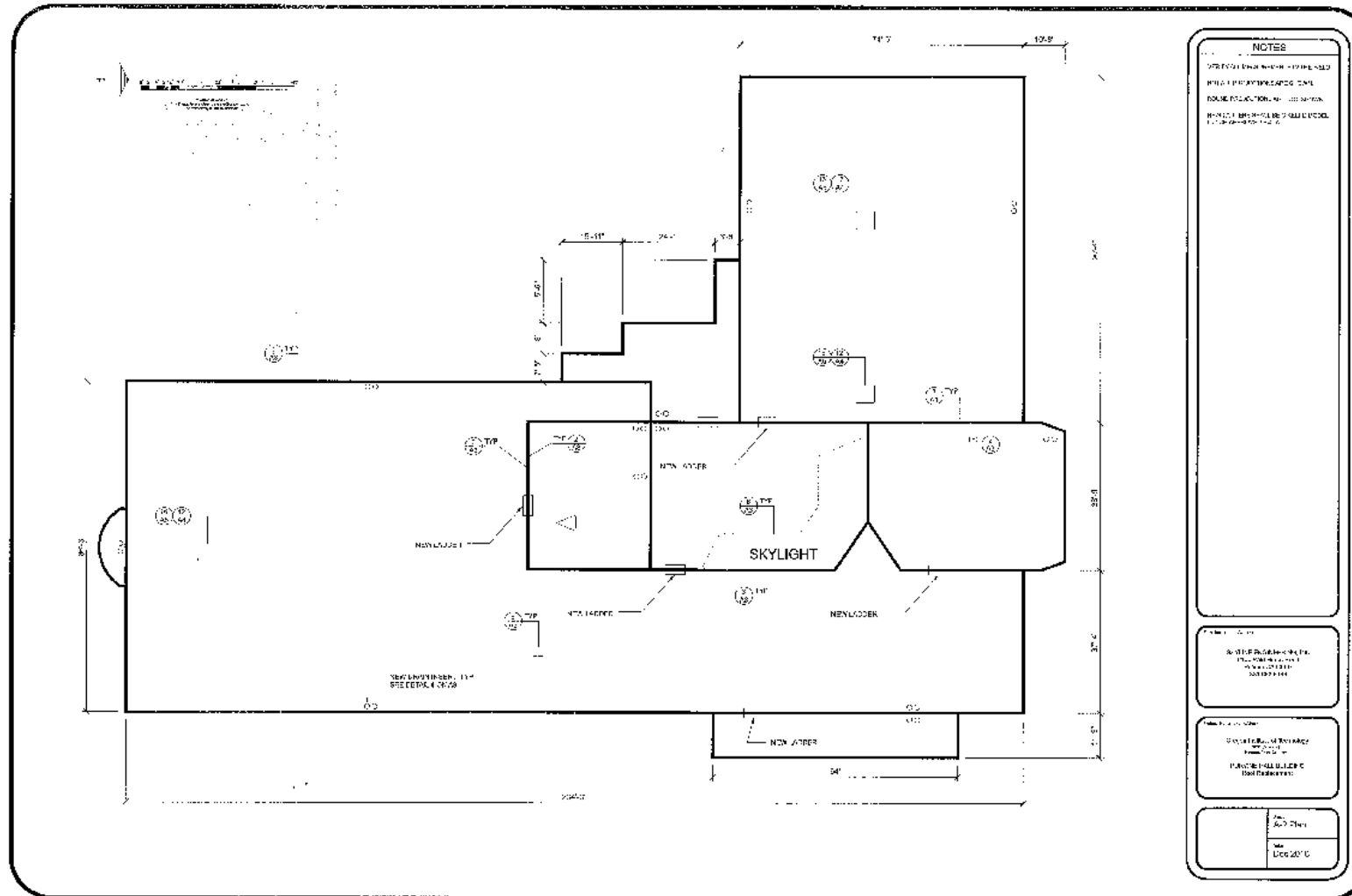
# Purvine Reroof



Purvine Reroof													
Project Start: 7.05.17						Project Completion: 9.01.17							
Project		Progress Highlights				Cost Breakdown		Orig. Budget	Rev. Budget	Cost To Date	%	Balance	
UPE 763		* Final Completion: 9.08.2017											
Bond Type: XI-Q													
\$323,000						Design (8%):		\$ 37,000	\$ 25,500	\$ 25,500	100%	\$ -	
Design: Skyline Eng.						Construction (91%):		\$ 324,000	\$ 276,495	\$ 276,495	100%	\$ -	
Build: Henris Roofing						Other (1%):		\$ 30,000	\$ 310	\$ 310	100%	\$ -	
		RFP	Design	Bid	Const.	Complete	Project Totals:		\$ 391,000	\$ 302,305	\$ 302,305	100%	\$ -
<div>Budget Breakdown</div> <div><div><div>\$25,500</div><div>\$276,495</div><div>\$310</div></div><div><div>Design</div><div>Construction</div><div>Other/Cont.</div></div></div>						<div>Percent Complete (%)</div> <div><div><div>Cost To Date</div><div>Balance</div></div><div><div>0%</div><div>100%</div></div></div>							



# Purvine Reroof





# Purvine Reroof





# Purvine Reroof



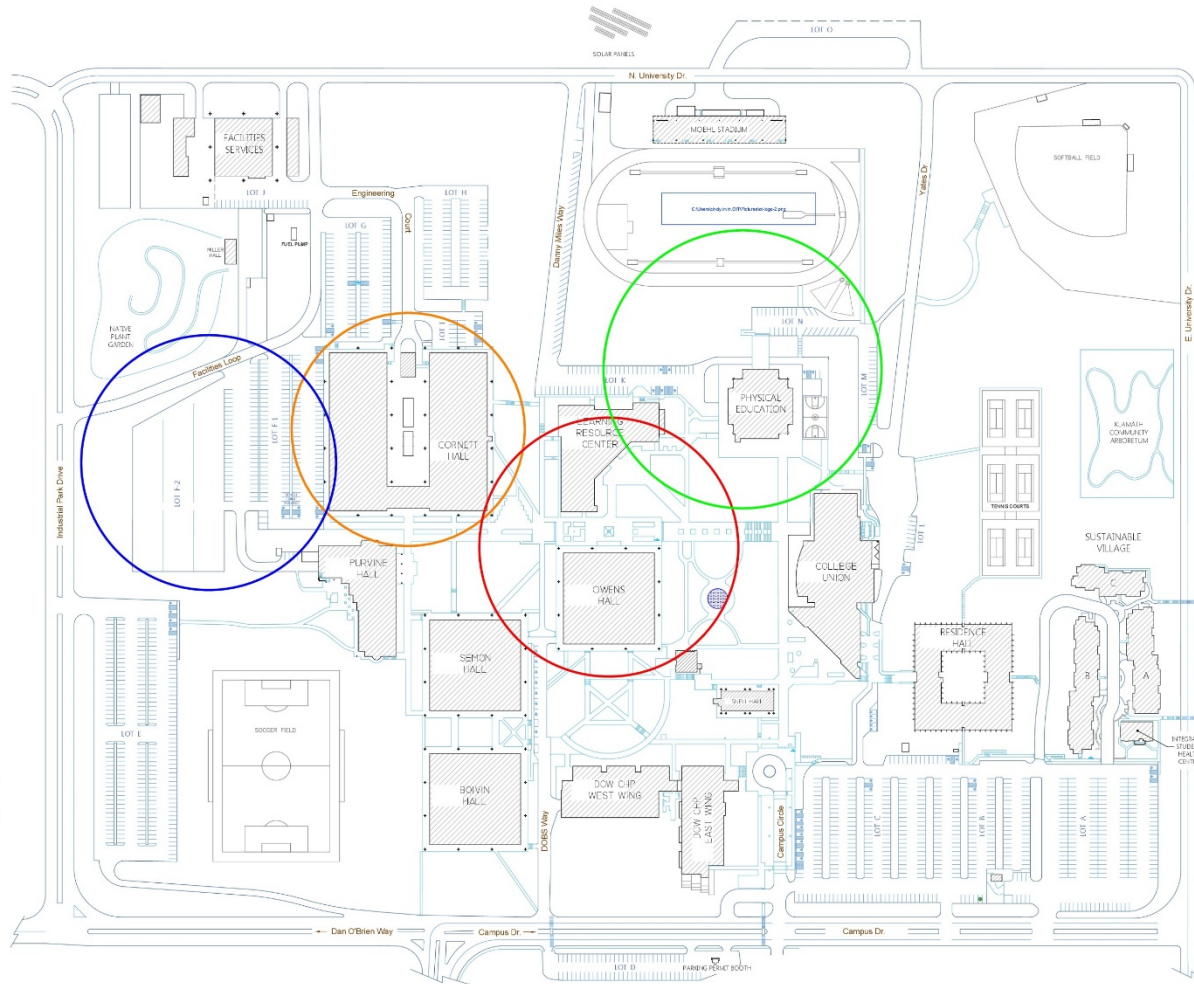


# Upcoming Projects

Cornett – Phase 2 / Student Rec Center / New CEET Building / Emergency Storm – Phase 2



O  
R  
E  
G  
O  
N  
  
T  
E  
C  
H



**Cornet Remodel - Phase II**  
**Student Recreation Center**  
**New CEET Building**  
**Emergency Storm - Phase II**



# Upcoming Projects



- Emergency Storm - Phase 2
  - Design: Underway
  - Construction: June 2018 – September 2018
  - Budget: \$1,376,985
- Cornett – Phase 2
  - Design: Underway
  - Construction: June 2019 – September 2020
  - Budget \$7,000,000
- Student Rec Center
  - Design: Winter 2018
  - Construction: 2019 - 2020
  - Budget: \$35,000,000
- New CEET Building
  - Design: Spring 2018
  - Construction: Fall 2018 – Summer 2019
  - Budget: \$5,000,000

# Upcoming Project - Timelines



## Emergency Storm – Phase 2

1. Phase 2 Design: Underway (Marquess Engineering)
2. Project Scope: New replacement storm system from end of Phase 1 to outflow.
3. Construction RFP: February 2018
4. Construction: June 2018
5. Completion: September 2018

## Cornett Renovation – Phase 2

1. Phase 2 Design: Underway (BBT Architects)
2. Project Scope: Complete renovation of remaining interior areas including an expanded main Lobby with “makers space” along with exterior siding and roof replacement.
3. Early Work: June 2018
4. Construction: June 2019 – September 2020
5. Completion: September 2020



# Upcoming Project - Timelines



## Student Rec Center

1. Advisory Committee work to establish project priorities and goals – Fall 2017
2. RFP for Design Services: December 2017
3. Design: January 2018
4. Project Scope: Remodel lower level of PE into Student Rec Center / Exterior upgrades including siding and roof.
5. Construction RFP: Spring 2018
6. Construction Start: Summer 2018 (12 months)

## New CEET Building

1. Advisory Committee work to establish project priorities and goals – Fall 2017
2. RFP for Design Services: January 2018
3. Design: Summer 2018
4. Project Scope: New two story engineering building west of Cornett.
5. CM/GC RFP: Fall 2018
6. Construction Start: Spring 2019 (18 months)



# Capital Repair & Renewal Projects



# Completed CR&R Projects



Capital Renewal Replacement UPE 763, FY 13/15					
#	Project Description	Est. Cost	Project Cost	Bond Balance	Status
	UPE 763			\$ 1,076,642	
1	Bovin Fanwall	\$ 20,000	\$ 17,618	\$ 1,059,024	Completed
2	Chiller VFD	\$ 10,000	\$ 9,854	\$ 1,049,170	Completed
3	North 12 kV Corridor	\$ 7,185	\$ 7,185	\$ 1,041,985	Completed
4	LRC Air Compressor	\$ 10,000	\$ 8,244	\$ 1,033,741	Completed
5	Facilities Rollup Door (#1)	\$ 15,000	\$ 5,352	\$ 1,028,389	Completed
6	Cornett Restroom Remodel	\$ 12,500	\$ 11,938	\$ 1,016,451	Completed
7	Storm Repair @ Soccer Field	\$ 60,000	\$ 57,831	\$ 958,620	Completed
8	Well 1 Rehabilitation	\$ 30,000	\$ 27,185	\$ 931,435	Completed
9	Replace Entry Doors - Bovin	\$ 30,000	\$ 33,210	\$ 898,225	Completed
10	Replace Entry Doors - Snell	\$ 30,000	\$ 26,815	\$ 871,410	Completed
11	Replace Entry Doors - Semon	\$ 32,000	\$ 40,715	\$ 830,695	Completed
12	Well 4 Rehabilitation	\$ 380,000	\$ 475,440	\$ 355,255	Completed
13	Purvine Roof Replacement	\$ 450,000	\$ 302,305	\$ 52,950	Completed
14	City Water Service Upgrade	\$ 8,690	\$ 8,690	\$ 44,260	Completed
15	LRC Gutter Upgrade	\$ 7,135	\$ 7,135	\$ 37,125	Completed
16	Boivin FACP Upgrade	\$ 13,350	\$ 13,350	\$ 23,775	Fall 2017
17	Facilities Rollup Door (#2)	\$ 5,285	\$ 5,285	\$ 18,490	Fall 2017
18	TBD	\$ -	\$ -	\$ 18,490	
	Balance			\$ 18,490	

# Upcoming CR&R Projects



Capital Renewal Replacement UPE 773 , FY 15/17					
#	Project Description	Est. Cost	Project Cost	Bond Balance	Status
	UPE 773			\$ 2,760,605	
1	Chiller CH-1 and CH-2 Overhaul	\$ 125,480	\$ 125,480	\$ 2,635,125	Underway
2	LRC/Snell/PE Elev. Upgrades	\$ 265,495	\$ 265,495	\$ 2,369,630	Underway
3	CU Sidewalk Replacement	\$ 5,490	\$ 5,490	\$ 2,364,140	Underway
4	PE Waterline N Upgrade	\$ 23,350	\$ 23,350	\$ 2,340,790	Underway
5	Well 1-4 Chlorine Syst. Upgrade	\$ 40,000	\$ 35,440	\$ 2,305,350	Winter 2017
6	PE Reroof (E&G Portion)	\$ 362,500	\$ -	\$ 1,942,850	Summer 2018
7	PE Exterior Upgrades (E&G Portion)	\$ 937,500	\$ -	\$ 1,005,350	Summer 2018
8	Lot E Sidewalk/Block Wall	\$ 45,000	\$ -	\$ 960,350	Summer 2018
9	Facilities Reroof	\$ 235,000	\$ -	\$ 725,350	Summer 2019
10	Fencing - Lots M & N	\$ 37,125	\$ -	\$ 688,225	Summer 2018
	Balance			\$ 688,225	





# Contact Information

Thom Darrah, Interim Director of Facilities

Phone: 541.885.1661

Email: [thom.Darrah@oit.edu](mailto:thom.Darrah@oit.edu)