

My Grades in Blackboard

Access My Grades

On the course menu, click the *My Grades* link.

[Calendar](#)







[Web Links](#)

[My Grades](#)



My Grade Item Status

The following table describes the symbols appearing on the *My Grades* page:


SYMBOL	DESCRIPTION
	Item has not been completed. No information is available
	Item is completed, but will not have a grade (for items such as surveys).
	Item has been submitted. This item is waiting to be reviewed by your instructor.
	-OR-
	Item has been submitted. Your instructor may review this item but not provided a grade.
GRADE	Item has been graded. Click the grade to view detailed feedback.
	Attempt is in progress. This item has not been submitted. To submit the item, see How to Save an Assignment as a Draft and Submit Later .
	Grade is exempted for this user. If you do not complete this assignment, it will not affect your grade.
	Click to view feedback provided during grading.

In order to view *only* your overall feedback on an assignment, or exam, click on the  icon.

My Grades

[All](#) [Graded](#) [Upcoming](#) [Submitted](#)

Order by: [Course Order](#)

ITEM	LAST ACTIVITY	GRADE
Group assignment - 1 Assignment	Dec 31, 2012 7:27 AM GRADED	 4.00 View Feedback

In order to see the submitted, correct, and incorrect answers, click the underlined name of your graded item. Another page labeled 'View Attempts' will display. Click the grade on that page to open the item.

My Grades in Blackboard

View Attempts

ASSESSMENT DETAILS		
Item Name	Chapter 2 Test	
Aggregation	Last attempt	
Points Possible	40	
ATTEMPTS		
Date Created	Date Last Submitted or Edited	Calculated Grade
Sep 13, 2013 5:39 PM	Sep 13, 2013 5:39 PM	32.5
Icon Legend		

**If you navigate to this area after taking the test and there is nothing available, contact your instructor and ask them if they will allow you to see these details.*