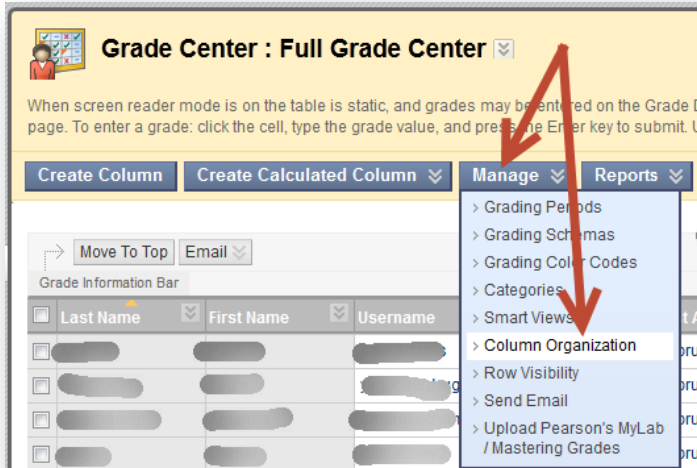


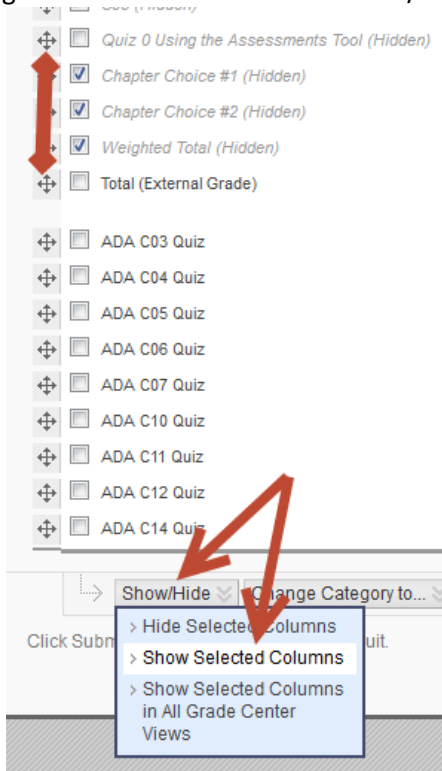
## Hiding and Displaying Grade Columns - Students vs Instructors

Are your students seeing columns in their My Grades area that you don't see in your Grade Center? You may have hidden them from yourself and not from the students like you meant to do.

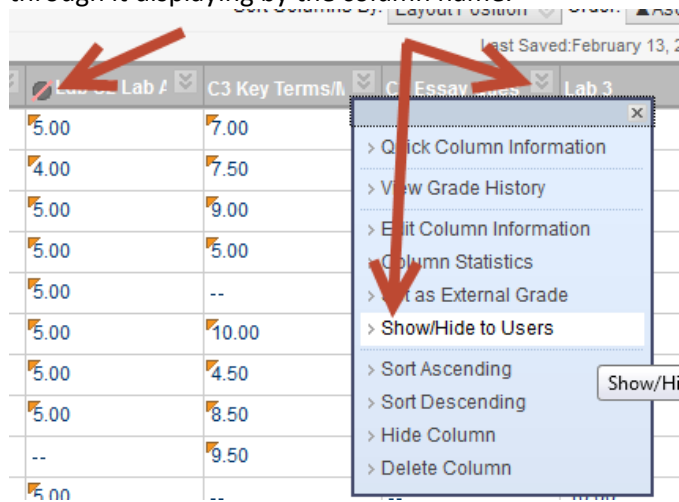
1. Navigate to the Full Grade Center and click on the blue Manage drop-down menu. Choose "Column organization."



2. Check the boxes next to all of the faded columns that are displaying for students but not for you in the grade center. Then click on "Show/Hide" and select "Show Selected Columns." Be sure to click "Submit."



3. Back in the Full Grade Center, scroll to the column you wish to hide from students and click on the action link at the top of the column. When the drop-down menu appears, choose “Show/Hide to Users.” You will know the column is hidden from the students, because there will be a circle with a red line through it displaying by the column name.



4. If you wish to then hide the column from *your* view also, follow step 3 above, but choose “Hide Column” from the drop-down menu this time. (You most likely selected this option when you first tried to hide the column from the students. But as you saw, selecting “Hide Column” will only hide it from your view. Be sure to always hide from your students first and then hide from yourself if you want.)