

This quick reference goes over the steps to log into HEROES.

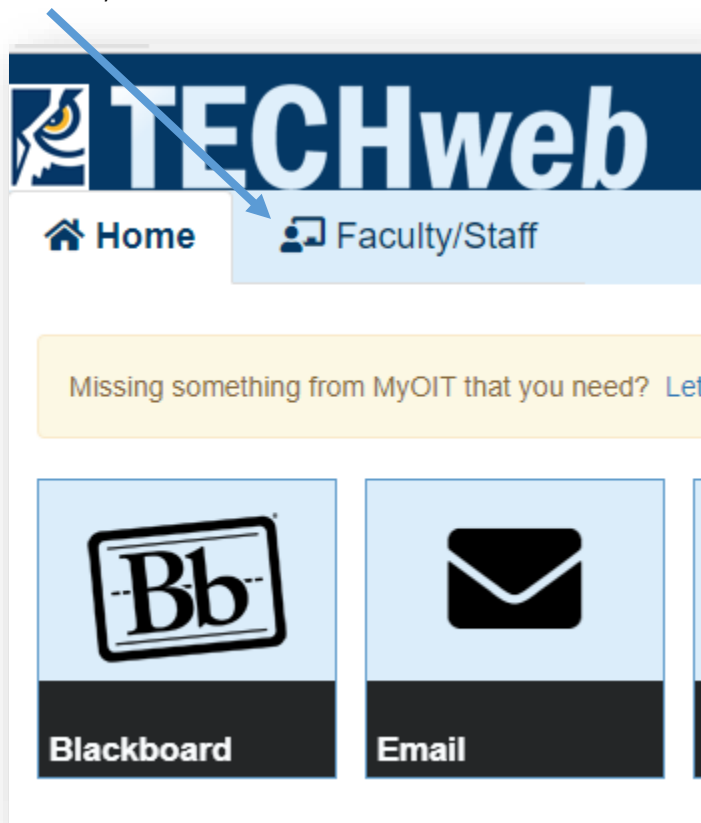
Click on the Login link at the top of any Oregon Tech webpage OR go to <https://techweb.oit.edu/>.



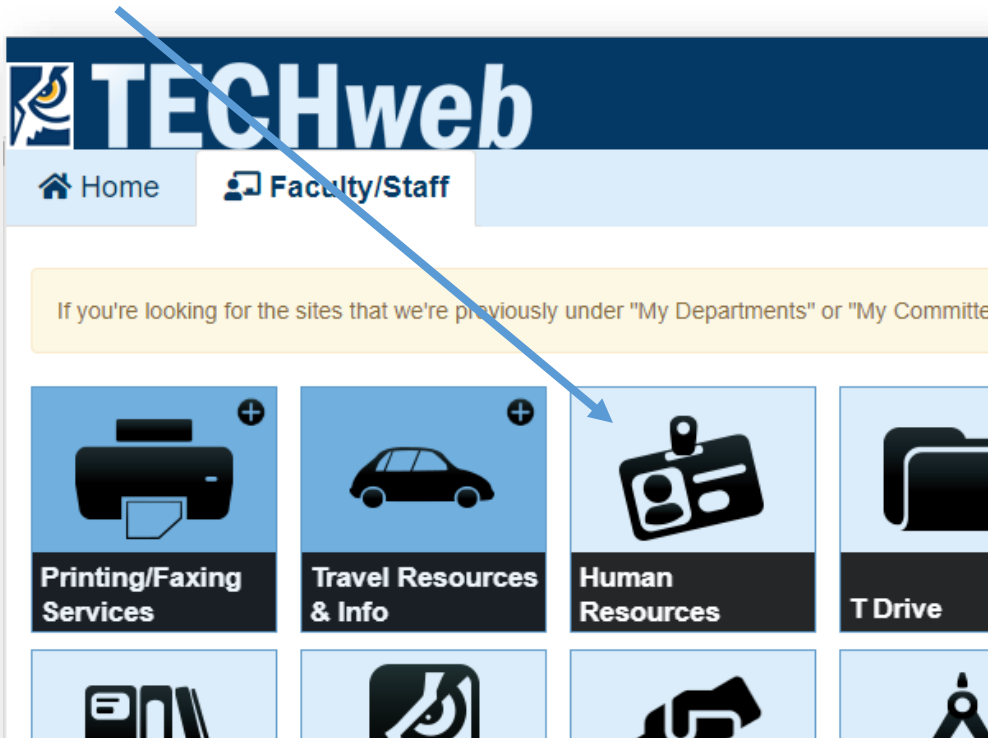
Enter your Oregon Tech username (e.g. first.last) and password.

A screenshot of the Oregon Tech login page. The page features the 'Oregon TECH' logo at the top. Below the logo, there is a heading 'Sign in with your Oregon Tech account'. Underneath, there are two input fields: 'Oregon Tech Email (e.g. john.doe@oit.edu)' and 'Password'. A blue 'Sign in' button is positioned below the input fields. Below the button, there is a link for 'Forgot your password?'. At the bottom, there is a section titled 'Not a Current Student?' with a paragraph of text and a list of links: 'Web for Student Login', 'Re-Enroll at Oregon Tech', and 'Pay Your Bill'.

Once logged in, click on the Faculty/Staff link.



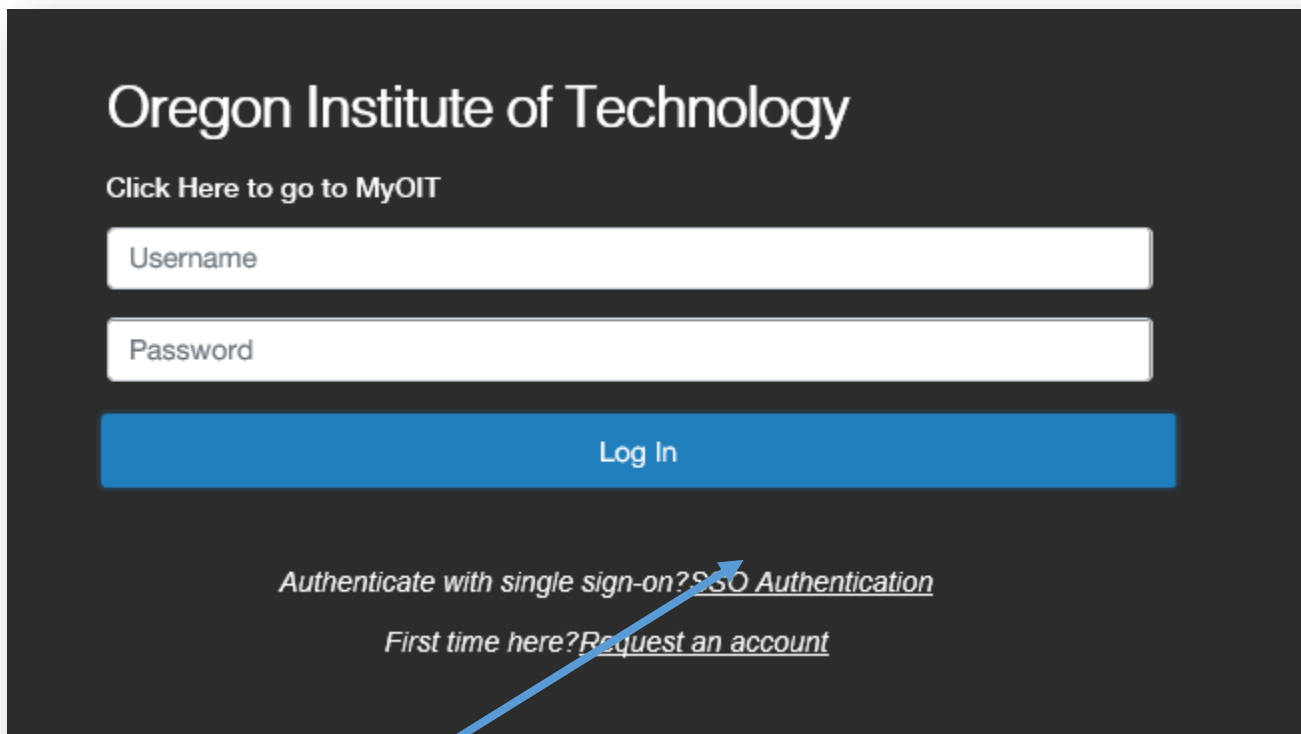
Click on the Human Resources menu item.



Click on the HEROES menu item.



If, after following the steps above, you are directed to a screen that looks like the following...



...click on the SSO Authentication link located under the "Log In" button.

Please do not attempt to log in using the Username and Password fields pictured above.

Doing so will ultimately result in your HEROES account being locked.

Please contact the Office of Human Resources at 541.885.1120 or oithr@oit.edu if you get locked out of your account or if you experience any issues signing in.

Clicking on the SSO Authentication link redirects users to an Oregon Tech login portal. Enter your Oregon Tech username and password, then click Sign In.

Oregon TECH

Sign in with your Oregon Tech account

Oregon Tech Email (e.g. john.doe@oit.edu)

Password

Sign in

[Forgot your password?](#)

Not a Current Student?

If you are unable to login because you have graduated or have not enrolled in over a year, the following resources may be helpful:

- [Web for Student Login](#)
- [Re-Enroll at Oregon Tech](#)
- [Pay Your Bill](#)

Visit the [Human Resources Systems](#) webpage for role-specific user guides and additional quick references.